

10th Annual Cole & Rita Palen Free-Flight Memorial Meet Saturday, May 24, 2014

Location:

**Old Rhinebeck
Aerodrome**

◆◆ *News Flash* ◆◆

1/2/14

This issue includes a review of the 2013 meet, announcements for the 2014 meet and model plans for some eligible models for our 2014 themed event.

A review of the 2013 meet...

Last July we held our 9th annual meet, and for the first-time ever, flew from the Old Rhinebeck Aerodrome runway. Although our flying time was limited to just a few hours, we had a great turnout and logged a good number of flights.

The theme for 2013 was Flying Flivvers of the 1920s and 1930s and several models were built by our participants just for this event.



Above: An overview of some of the flivvers that participated at the meet including a Henderson-Glenny Gadfly, Pou de Ciel "Flying Flea", 1919 White Monoplane, Corben Super Ace, Aeronca C-3, two Taylor E-2 Cubs, and five Pietenpols.



Mike Maniatis brought a beautiful Aeronca C-3 modeled after his own full-scale C-3, which now flies at ORA. It was masterfully built by Mike Plott. Matt King's big Pietenpol can be seen just behind, finished in the colors of Dan Taylor's former Pietenpol, which used to fly at the Aerodrome too.



Ken Cassens scratch-built this Pou de Ciel, "Flying Flea" and finished it just before the meet. Excellent craftsmanship, as always is the case with Ken's models.



Steve Sweeney really got into the spirit of the event and finished his peanut-scale Peck-Polymers Pietenpol, "Trudy" as the flagship of the Cole and Rita Palen Memorial Free Flight Model Meet.




Top, left: Clay Hammond and his 1919 White monoplane. Just below it is Clay's 1933 Gere Sport. Michael Jubilee Spandau can be seen peeking out of the cockpit.




Bottom, Left: Tim Haggerty is usually seen flying giant R/C models, but he came to the Palen meet to fly his large-scale rubber-powered FF Fokker Eindercker.

Above: John Kramer and one of his many WWI peanut scale models. John has "the knack" to get all of his models flying beautifully.

Below: Andy Hammond with his Boxy Bipe, which he built just hours before the meet.





Left column, Top: Sean Tavares picked an unusual British design; the Henderson- Glenn Gadfly to enter in the Flivver event. Over the years, the themes of the Palen meets have inspired the builds of many unusual and interesting models.

Just below Sean's Gadfly is Kerry Sweeney's beautifully built Erie Daily Times, "Pretty in Pink". Kerry has been a regular participant in the Palen meets and she always does a great job!

Bottom...A sampling of Boxy Bipes for the annual Boxy Bipe Mass Launch.

Right column: Carol Harklerode's first FF rubber model was a winner...not only in performance, but in looks too! Great colors were from stock printed tissue found at the local CVS store. Sean Tavares helps with the wind-up and a great flight followed.

Clay Hammond winds up Cole Palen's Bellanca model, which he restored to flying condition earlier this season at ORA. Ken Cassens holds the model as Clay packs in the turns.





Women in Aviation Launch: The Aerodrome was hosting a *Women in Aviation Weekend*, on the same weekend as our meet, so we encouraged young ladies to participate and build AMA "Cubs" (aka Delta Darts) for a mass launch. In the left column above, Aerodrome Board Members Warren Batson and Mike DiGiacomo assisted the participants with the building of their models. Their enthusiastic mass launch is shown in the bottom, left photo. Right column: On Sunday, while we were breaking things down from the meet and as the rains came down, a young girl visiting from out of town with her family dropped by to visit the Aerodrome. With a little help from Sean Tavares, she built a Delta Dart and logged an official flight to collect a prize on Sunday.

Bottom, right: Hannah Walker (dressed as aviatrix Harriet Quimby in purple) and Rachel Walker (dressed as her great-grandmother Olga Dollar, also an aviatrix) flew in the Women in aviation event and built Boxy Bipes, as did other members of their family for the meet for the Boxy Bipe mass launch. Good show ladies!



A trio of Cole Palen Triplanes for the WWI category.



Several of the Golden Age entries, along with a WWII era Grumman Avenger that was eligible to fly in the open category.



The mixed mass launch, where you could see anything being flown from a simple *Sleek Streak* to a super-scale 1911 Cessna!



Above...the themed event for 2103 was Flying Flivvers (roughly translated to models of pre-WWII aircraft that flew on 40hp or less). Here in the mass launch of flivvers can be seen a Corben Super Ace, Aeronca C-3, two Pietenpols and two Taylor E-2 Cubs. Several others participated, but weren't captured in this photo. Below...our popular Fokker D.VII mass launch, which we do every year in memory of Dvae Fox. Nine pilots are seen here, and eight D.VII models are captured in flight. Can you spot them all?



Results

Pioneer

1st Place – Steve Sweeney - 1911 Cessna

WWI

1st Place – John Kramer – Fokker D.VII

2nd Place – Jack Barker – Fokker D.VII

Golden Age

1st Place – Vic Nippert – J-3 Cub

2nd Place – Bob Bard – Aeronca Chief

3rd Place – John Kramer – Cessna Airmaster

Mixed Event

1st Place – Bob Bard – Victory

2nd Place – Howie Applegate – Pussy Cat

3rd Place – Matt King – Taylorcraft

Ladies Event

- 1st Place – Carol Harklerode – Boxy Bipe
- 2nd Place – Kerry Sweeney –
- 3rd Place – Joyce Timebak –

Mass Launches

Fokker D.VII

- 1st Place – Matt King
- 2nd Place – Bob Gulnik
- 3rd Place – Steve Sweeney

Boxy Bipe

- 1st Place – Peter Truesdell
- 2nd Place – Clay Hammond
- 3rd Place – Carol Harklerode

Flivvers

- 1st Place – Steve Sweeney – Corben Super Ace
- 2nd Place – Sean Tavares – Gelnny Gadfly
- 3rd Place – Mike Fisher – Taylor E-2 Cub

Mixed Mass Launch

- 1st Place - Bob Bard
- 2nd Place - Steve Sweeney
- 3rd Place – Ken Cassens

Women in Aviation Mass Launch

- 1st Place – Joyce Timjack
- 2nd Place – Rachel Elizabeth Walker
- 3rd Place – Hannah Walker

Second Round Winner

- 1st Place - Erin Hammond

Memorial Awards

Cole Palen Best Multi-wing Award

John Kramer – Fokker Triplane

Larry Potter/Andy Keefe/Gordon Bainbridge Craftsmanship Award

Steve Sweeney – 1911 Cessna

Dick King Sportsmanship Award

Warren Batson

Bob Love Technical Achievement Award

Ken Cassens – Flying Flea

Dave Fox Fokker D.VII Mass Launch Award

Matt King

Rita Palen/Kay Bainbridge/Judy Meyers Ulfik Award

Carol Harklerode – Boxy Bipe

Dick Day Concours d'Elegance Award

(Prize was not available in 2013)

1914 – 2014

Centennial of WWI

“Guns of August” themed event

In recognition of the 100th anniversary of the outbreak of WWI, this year’s theme will focus on that period where the aeroplane went from a novelty to a machine of war.

Those interested in participating in the event, who have a suitable model (a model representing a 1910 –1914 type aircraft that is recognizable as such), can sign up to offer their services. (suggestions for suitable designs follow below, but other designs fitting the description are also eligible.)

The number of people interested in “offering their services” will be divided by two, and draft cards from allied and axis sides will be generated. Participants will pick from a picklehaube containing this 50/50 count of Allied and Axis draft cards to determine which side they will be flying for.

At some point during the day (probably just after lunch – time is tentative at the moment), a horn will sound to indicate the start of the war.

Each pilot will fly five flights for his/her country, and it is up to the pilot and/or his helper to record the flight times on their special red logbook page. The flight times recorded for each participant shall represent the first five flight attempts made after the sounding of the horn. The total of the five flight times will be tallied and later added to the total flight times of their fellow countrymen. The team with the highest total flight time wins the war. A cutoff time (tentatively set for 3 pm) will determine when recorded flight times for this event will end.

If your model goes OOS, you are “AWOL” and your score will count as ZERO...This is to discourage flights that result in the loss of a model.

As usual open flying will take place all day for individuals competing for long flight times in the various categories that we run every year.

Models participating in the “Guns of August” can also participate here for individual scores in the Pioneer Era category, but must do so before the horn sounds...This means that you will need to write down their best pre-horn-sounding times on a Pioneer era time sheet, and your five post-horn-sounding times on the red time sheet for the “Guns of August.”

Mass Launches will be held on the hour throughout the day... specific times to be determined.

The following is a link to a sample article published in the Australian Equivalent of Cross and Cockade. Called "The Aeroplanes of August", it is a listing of types available to the German forces in the Summer of 1914.

<http://www.ww1aero.org.au/pdfs/Sample%20Journal%20Articles/Aeroplanes%20of%20August1980-81.pdf>

There's some interesting original source on this subject in the free online archives of Flight Magazine www.flightglobal.com. Series of articles published in the weeks around the beginning of the war telling what those blighters across the lines might be using for nefarious purposes. Several cartoonish 2 and 3 view drawings to go with. Just the thing for developing a Palen Meet style model.

The Australian article gives some interesting perspective on how some of the companies fared. Some flopped, were absorbed by others, etc. Perspective on Industrial history for those interested in such matters.

We will have more news as it develops, and will do our best to pass it along.

We have a facebook group page so please take a look there for some interesting posts and for the latest news...Feel free to post some photos of your project there too! here it is:

<https://www.facebook.com/groups/ColeAndRitaPalenAnnualMemorialFreeFlightMeet/>

Flying in the New Year!

On January 1, 2014, Matt King invited local Palen Meet flyers to fly at the Red hook High School, where the Palen Meet had been held for several years. A few of us showed up to fly in the winter air...Here are a few photos from Matt's Camera...

SEE YOU IN MAY!

Tom Polapink – tpolapink@gmail.com

Sean Tavares – stavares@yahoo.com

Matt King – enemyace49@yahoo.com

Pete Truesdell – icepit@yahoo.com

Clay Hammond – squawk.ident.0311@gmail.com



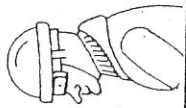
The following pages include plans of some eligible models for the "Guns of August" event by Peter Truesdell...thanks Pete! Keep an eye on our facebook page for more plans and suggestions of aircraft to model!

PALEN MEET
BLERHOT
PJT 4/13

MARKINGS - MILITAIRE - ROUNDELS + RUPDE STRIPES
FRANCE, ENGLAND, ITALY, ETC.?

CIVILIAN - RACE NUMBER?
PILOT NAME?

ADD PAPER
PROFILE
PILOT



BIND + GLUE

WING

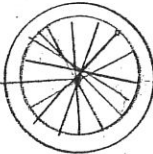
BIND + GLUE

$\frac{1}{4}$ " x $\frac{1}{8}$ "
FUSELAGE

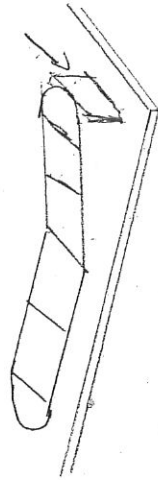
USE $\frac{1}{8}$ " SKEETER
PROP ASSY OR
SMALL THRUST BEARING
NOTE DOWN THRUST

MUSIC
WIRE

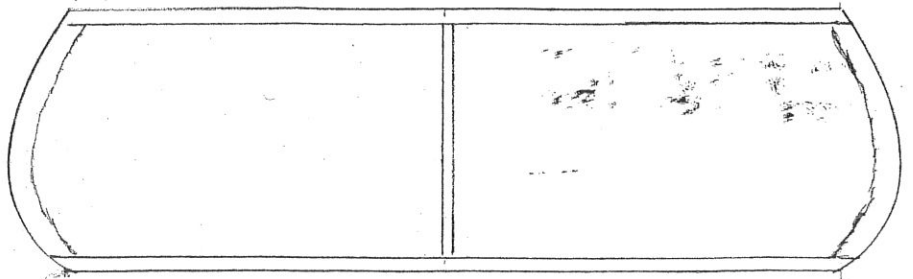
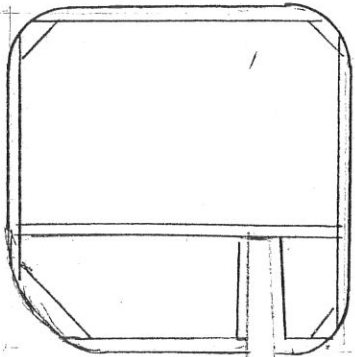
$\frac{3}{4}$ " WHEEL



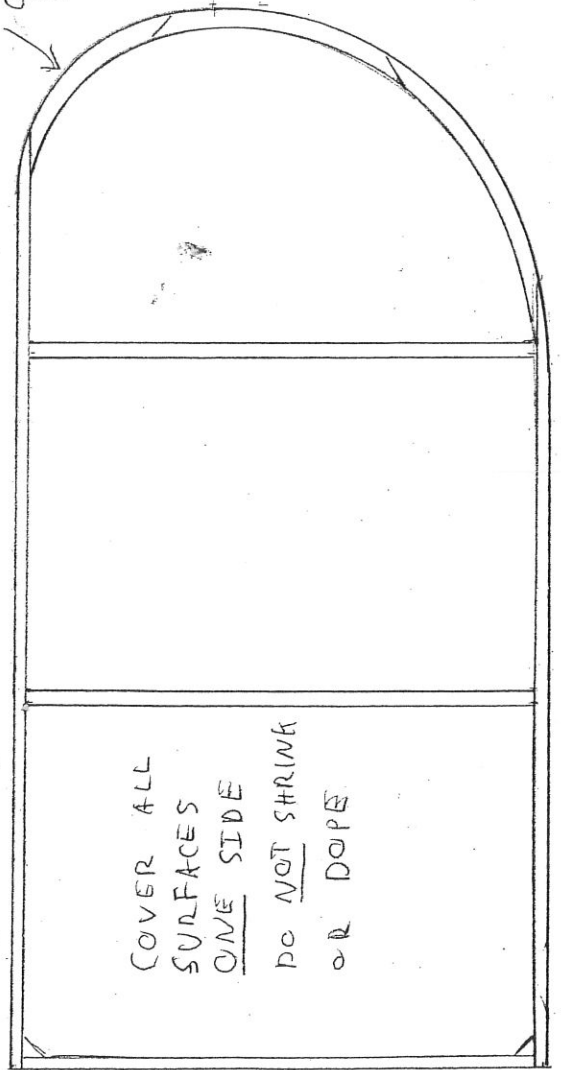
$1\frac{1}{2}$ " - 2" DIHERAL



STAB

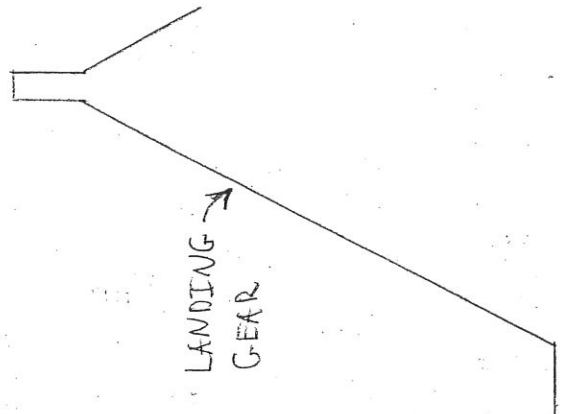


ALL
CURVED
OUTLINES
 $\frac{1}{16}$ " SHEET
or
LAMINATE
2 PIECES
 $\frac{1}{32}$ " x $\frac{1}{16}$ "



COVER ALL
SURFACES
ONE SIDE
DO NOT SHRINK
OR DOPE

LANDING
GEAR



NOTE ALL WOOD $\frac{1}{16}$ " square OR $\frac{1}{16}$ " SHEET

VALEN MEET INCOME
PJT 12/10 SHEET 1

NOTE: SEE PAGE 2
FOR FIN +
STAB DRAWINGS



4 or 6 cyl
ARGUS OR
BENZ

BIND
GLUE


WING

1/4" x 1/8"
FUSELAGE

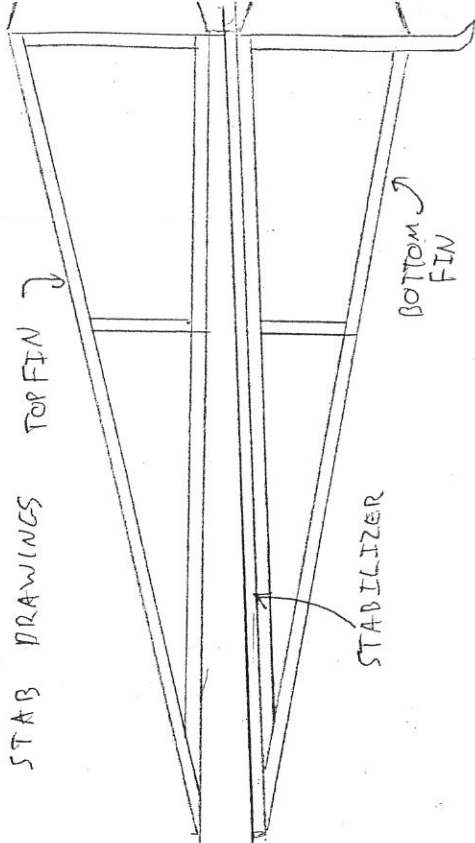
USE 1/8" SKREETER
PROP ASSY OR
SMALL THRUST BEARING
NOTE DOWN THRUST

MUSIC
WIRE

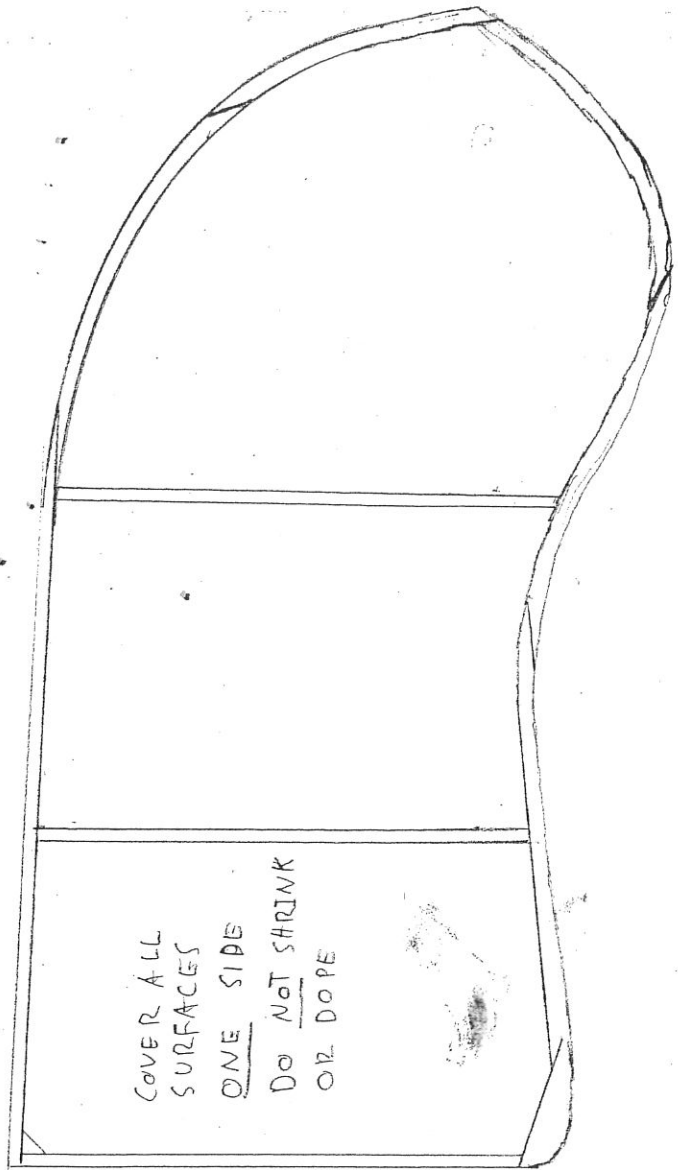
3/4 wheel



LANDING
GEAR



ALL CURVED
OUTLINES
1/16" SHEET
OR
LAMINATE
2 PIECES
1/32" x 1/16"

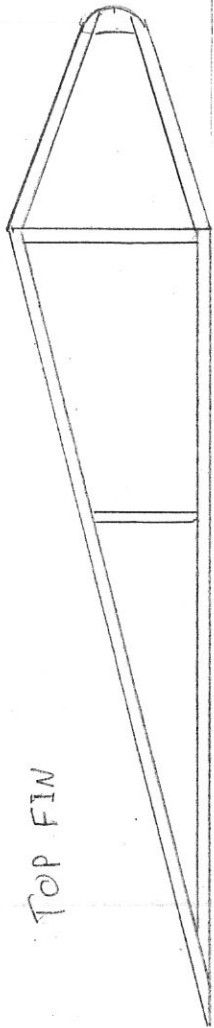


COVER ALL
SURFACES
ONE SIDE
Do NOT SHRINK
OR DOPE

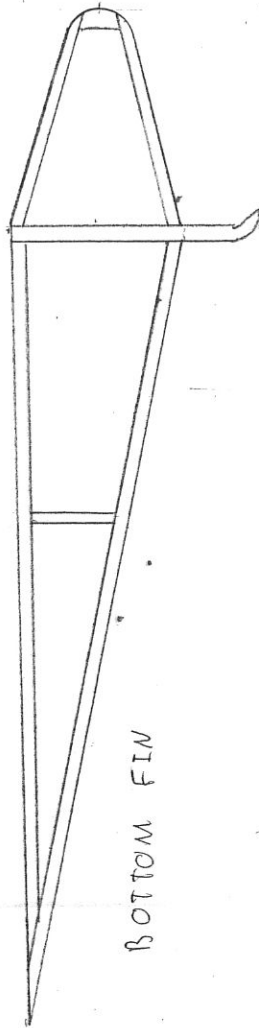
NOTE: ALL WOOD
1/16" SQ OR
1/16" SHEET

PALEN MEET TAUBE
PJT 12/13 SHEET 2

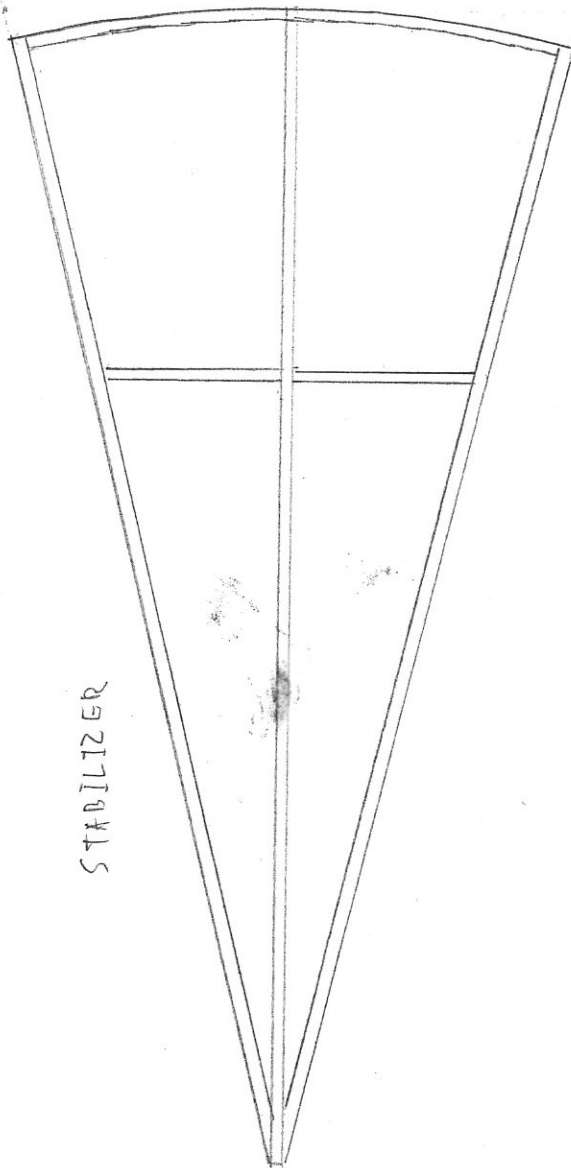
TOP FIN



BOTTOM FIN



STABILIZER



MARKINGS - MILITARY - MALTESE CROSSES

OR

AUSTRIAN RED &
WHITE STRIPES

CIVILIAN - RACE NUMBER?

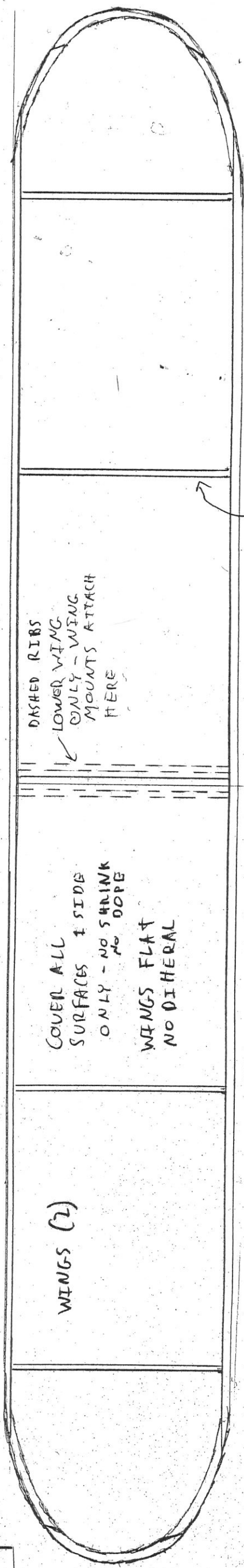
PILOT NAME?

MANUFACTURER?

VALENTI
BEZA
PTT R/B


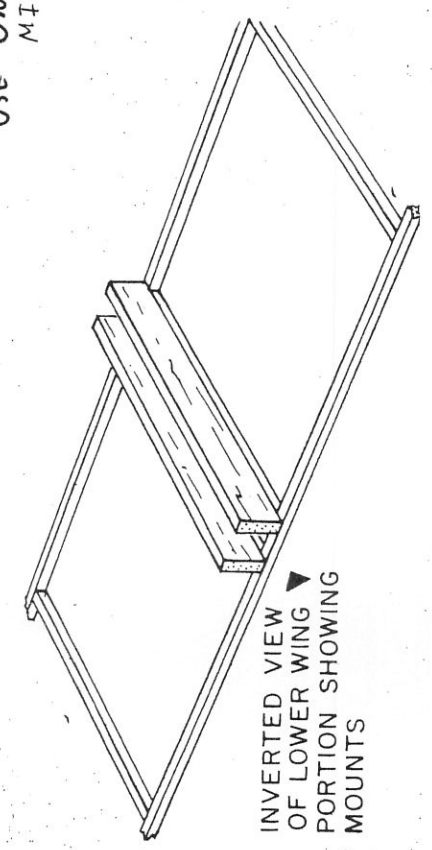
14" SPAN

NOTE: ALL WOOD 1/16" THICK SQUARE OF 1/16" SHEET



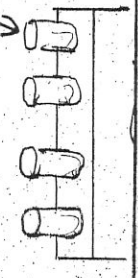
CURVED OUTLINES FROM 1/16" SHEET OR LAMINATE 2 PIECES 1/32" x 1/16"

USE UNCOVERED STRUTS AT MIDDLE RIBS



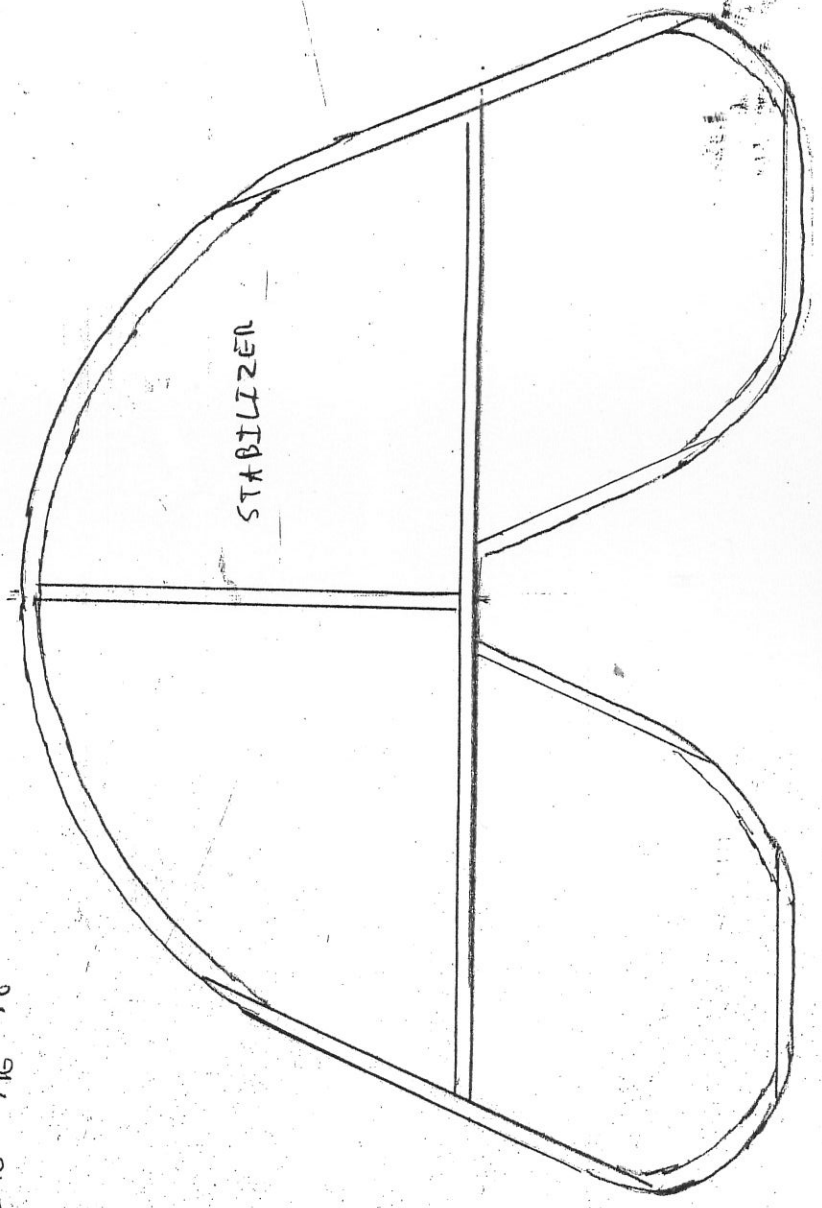

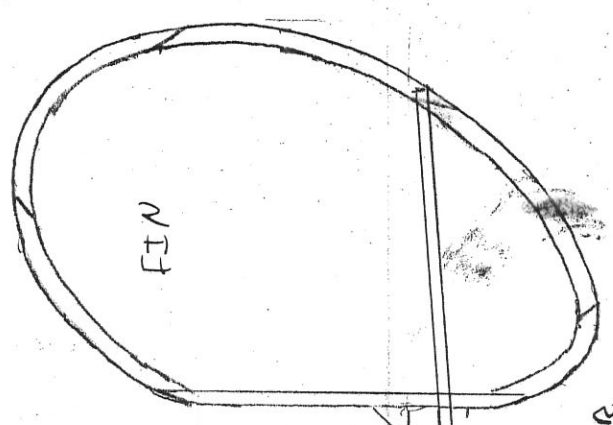
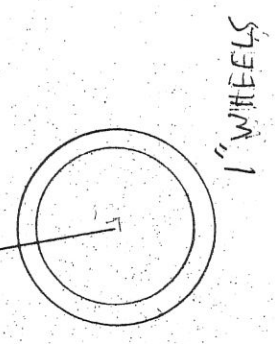
STRUT ASSY 1/16" SQUARE MAKE 5 COVER 3

V-8 WOLSELY OR RAF IA ENGINE



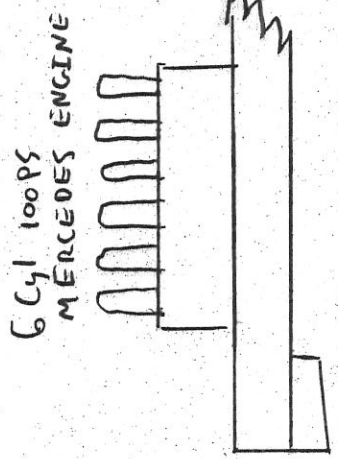
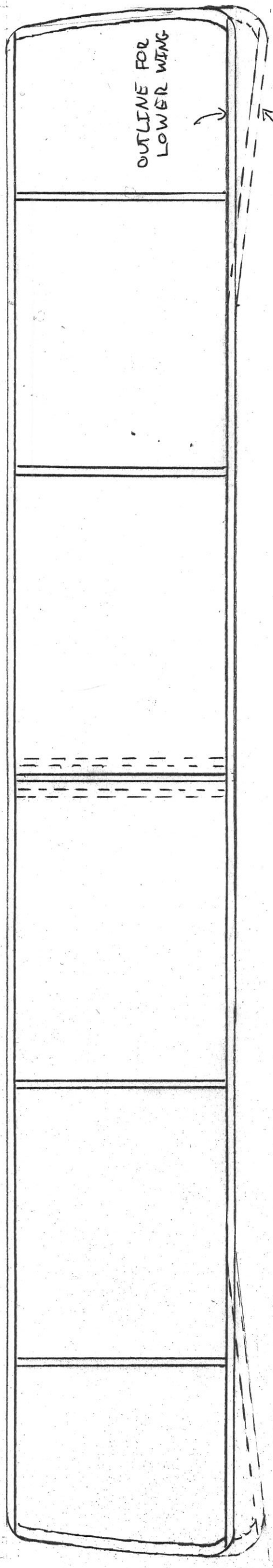
USE SLEAK STREAK PROP ASSY OR SMALL THRUST BEARING AND 5" PROP NOTE DOWN THRUST

MUSIC WIDE



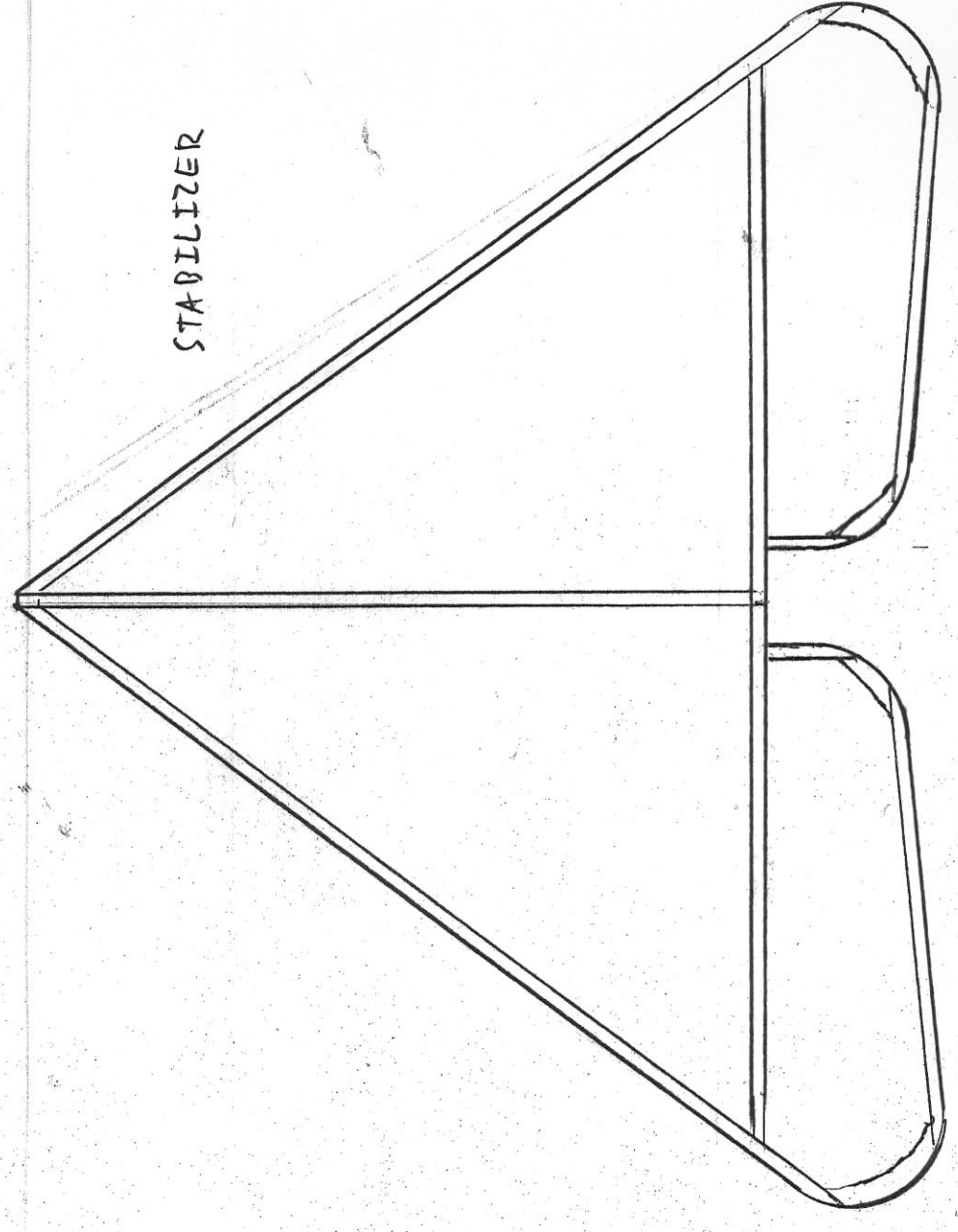
ALLEN MUEBT
ALBATROS B-1
PJT 12/13

USE THIS PLAN TO CONVERT BE2a PLAN TO ALBATROS B-1

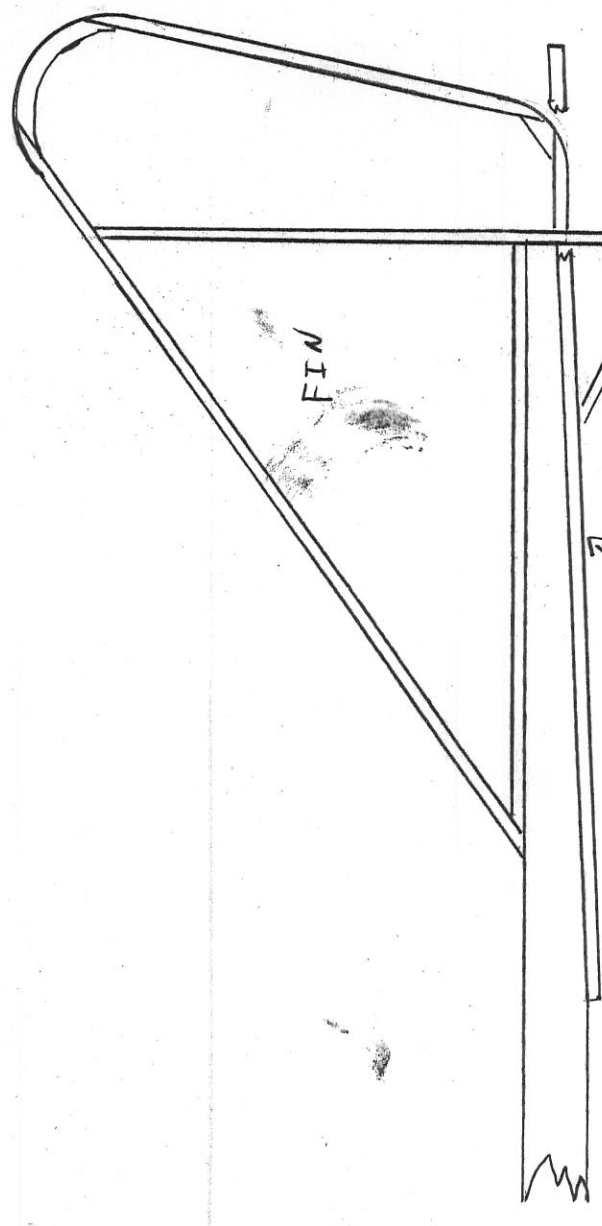


6 Cyl 100PS
MERCEDES ENGINE

ALL OTHER PARTS + MATERIALS
AS SHOWN ON BE2a PLAN



STABILIZER



STABILIZER

ADD
TAIL SKID
AFTER
GLUEING
TAIL SURFACES
TO
FUSELAGE

NOTE RUDDER
POST EXTENDS
DOWN TO
SUPPORT
TAIL SKID